

●CHIPOLOPlus

Nothing is lost



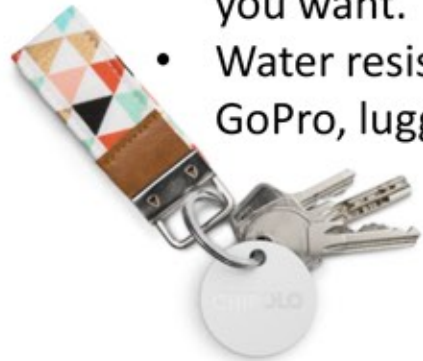
## Introducing Chipolo Plus

Never lose your keys, phone, wallet, or anything valuable again with Chipolo Plus – the world's loudest Bluetooth tracker. Its tiny size allows you to slide, drop, or attach Chipolo Plus to virtually anything and utilize our easy-to-use app to make it ring or see the last place you had it. If it's your phone you're looking for, simply double press your Chipolo Plus to make your phone ring – even if it's on silent. Utilizing Chipolo's global community, which spans 150 countries, Chipolo Plus helps people locate thousands of items every day.



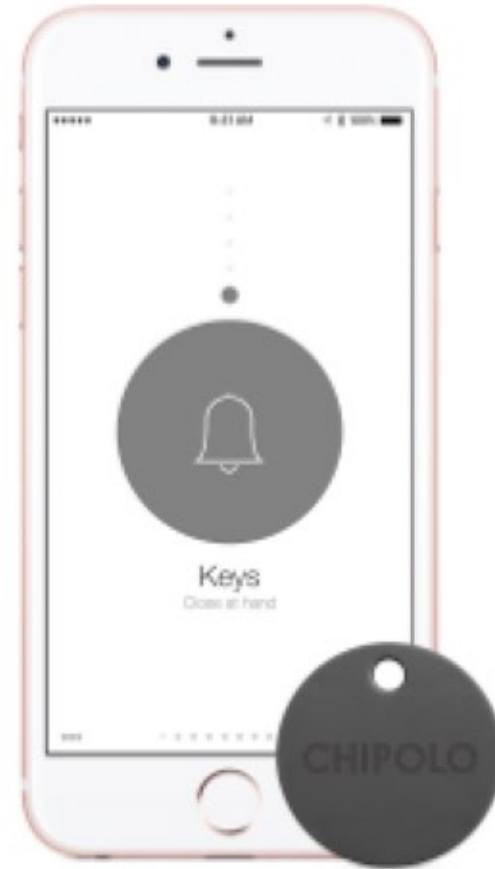
## Key Features

- The world's loudest Bluetooth tracker to help you easily and quickly find your lost items.
- The longest Bluetooth line-of-sight distance on the market.
- Can be found through sound, on the app, or via the map
- You now have the ability to easily ring your phone by double pressing any of your Chipolo Pluses. Your phone will ring even if its on silent.
- Can be found by Chipolo's global community.
- Can be shared with as many people as you want.
- Water resistant – perfect for bikes, GoPro, luggage and more.



## Chipolo App

The free Chipolo app is available on iTunes and Google Play. Use the app to see your proximity to any connected Chipolo, ring your Chipolo to find by sound, or search on the map to find the Chipolo's last location.



## Chipolo Community

If your Chipolo is not where the app last saw it, tap the “Notify When Found” button in the app. This will securely and anonymously put all other Chipolo apps on the lookout for your Chipolo. You’ll receive an alert if any other phone in the Chipolo Community comes within range of your item. Chipolo Community uses Chipolo’s global community which spans 150 countries and helps people locate thousands of items every day.





## Easy Setup

1. Download the Chipolo app from the App Store or Google Play Store.
2. Register your account.
3. Setup your first Chipolo by tapping the “+” sign in the left top corner.
4. Press the Chipolo Plus to pair it to the app.

## How to Ring your Chipolo Plus

1. Open up the Chipolo app to find your list of Chipolos.
2. Tap the Chipolo in your list that you want to ring.
3. Tap the “Ring” button.
4. Listen for the Chipolo melody.
5. After you’ve found your Chipolo Plus, tap the “Done” button to make your Chipolo Plus stop ringing.



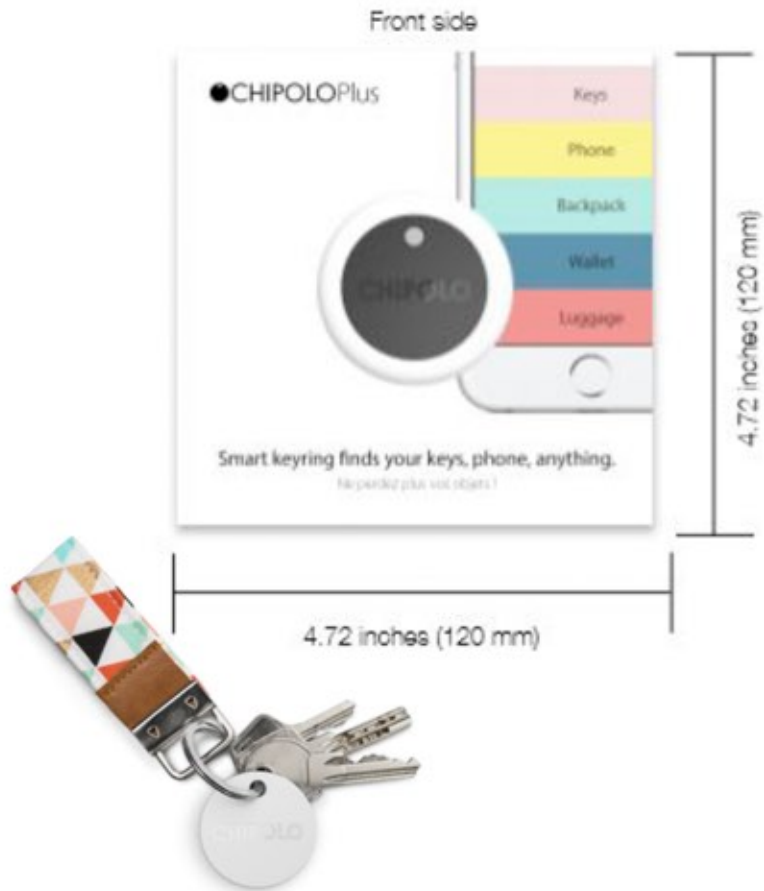
## How to Ring your Phone

1. Double press the Chipolo Plus. If your lost phone is within the Bluetooth range, it will loudly ring – even if on silent.
2. If you lost your phone far away, finding it is still easy. Log into our website app to see its last known location, to make it ring, or to send a lock-screen message to the friendly folks who might find it.



## What's in the box:

- 1x Chipolo Plus
- 1x Adhesive
- 1x Key Ring
- Instructions (English, French, Italian, German, Japanese, Spanish)



## Box Specs:

- Size: 4.72 in. x 4.72 in. x .65 in.
- Weight: 1.48 ounces

